



## Fire & Smoke curtains



# Contents

1

ABOUT US

Who we are

Services

Values

2

FIRE CURTAINS

Description

Advantages

Functions and uses

Standards

Parts

Applications

2.1

MFB E-120

Description

Protective purpose

Characteristics

Technical diagram

Table of dimensions

2.2

MFB EI-180

Description

Protective purpose

Characteristics

Technical diagram

Table of dimensions

2.3

MFB EW-60/90

Description

Protective purpose

Characteristics

Technical diagram

Table of dimensions

2.4

MFB EW-120

Description

Protective purpose

Characteristics

Technical diagram

Table of dimensions

2.5

MFBH E-120

Description

Protective purpose

Characteristics

Technical diagram

Table of dimensions

2.6

MFB BLIND E-120

Description

Protective purpose

Characteristics

Technical diagram

Table of dimensions

3

SMOKE CONTROL CURTAINS

Description

Advantages

Functions and uses

Standards

Types

Parts

Applications

3.1

SSB DH-60/DA-150

Description

Protective purpose

Characteristics

Technical diagram

3.2

MSB DH-60/DA-150

Description

Protective purpose

Characteristics

Technical diagram

Table of dimensions

3.3

MSB DH-60/DA-150

Description

Protective purpose

Characteristics

Technical diagram

Table of dimensions

3.4

MSBEX DH-60/DA-150

Description

Protective purpose

Characteristics

Technical diagram

Table of dimensions

4

CONTROL UNITS

Description

Advantages

Functions and uses

Standards

Types

4.1

CST-2 Y CCF

Description

Notable features

Table of dimensions

4.2

ENT

Description

Notable features

Table of dimensions

5

CLIENTS WHO TRUST IN US

Pag. 1

Pag. 3

Pag. 19

Pag. 33

Pag. 39

## ABOUT US

# Who we are

Tecnitex is a company dedicated to the design and production of textile technical systems intended for sectorisation of fire and smoke control.

Our team of professionals has extensive experience in the product manufacturing and management.

As specialists in the development of applications for fire protection, access control and product testing, we are able to guarantee a range of reliable, innovative and low cost products.

*“Technology designed with strategic effectiveness for controlling your safety”*

## Values

Our philosophy is based on four essential pillars:



### TEAMWORK

Teamwork is our organisational philosophy. It is the path that we follow to better performance and higher productivity, thanks to the commitment of the whole team.



### LEADERSHIP

To be a leader it is necessary to want to lead. At Tecnitex we work hard to achieve the objectives and goals that we set continuously.



### CONTINUOUS IMPROVEMENT

We work ceaselessly in order to perfect our processes, products and services based on the changing needs of the market.



### QUALITY

We make the maximum commitment to the quality, superiority and innovation of our products, ensuring the trust and satisfaction of our clients.



## Services



### CONSULTING

Comprehensive consulting for engineers, security bodies, fire protection companies, etc. We actively collaborate in regulatory committees and associations at both a national and international level, such as UNE, CEN, Aenor, Tecnifuego, etc.

Our Technical department is at our clients' service to advise them and expand their knowledge of the application of our systems, in addition to providing training on their proper application, installation, use and maintenance.



### ENGINEERING

Thanks to our knowledge in different fields such as mechanical engineering, electronic engineering, textile production and telecommunications, we have great expertise, allowing us to constantly develop and innovate, with new ideas intended for the control and management of our systems.

We offer researched ad hoc solutions which guarantee the optimisation of the project and full control of it, being able to overcome any challenge.



### MANUFACTURING

We have a business structure where all production processes are integrated in our work centre: electronics, mechanics, textile production, etc.

*“We are self-sufficient”*

We work with a specific methodology for the production of our systems, being able to execute large projects within short deadlines, offering an immediate response at a competitive price.

*“We detect discrepancies in the design phase, minimising the margin of error”*

We have a production centre adapted to industry 4.0: SolidWorks 3D Modelling, CAD/CAM technology, latest generation machinery, laser cutting, punching machines, folding machines, etc.

*“Tecnitex, at the cutting edge of design and production of textile technical systems intended for the sectorisation of fire and smoke”*



### MONITORING / INSTALLATION

The design and manufacture of our solutions would not be complete without a good post-sales service. We offer clients the knowledge of our team in order to ensure proper training on the installation, use and maintenance of the systems.

The **TECNITEX-SERVICE** department collaborates with clients in the planning, execution and supervision of projects, guaranteeing the success and durability of our products.



## DESCRIPTION

# Fire Curtains

Fire curtains are mobile textile systems for compartmentalising and sectorising in case of fire. They are automated systems designed to guarantee integrity, isolation and low radiation in any case, as well as the non-penetration of smoke.

## Advantages

Our product range offers an invisible, innovative and functional solution for the division of fire sectors, achieving resistance and adequate classifications for any type of compartmentalisation. These systems are compact and light, not overloading ceilings or lintels, etc.

### ARCHITECTURAL

Light and compact system. Allows hidden divisions to be created for splitting buildings or industrial warehouses, etc. into fire sections. This is an ideal solution for sectorisation in areas where there is a need for movement of machinery, people, vehicles or conveyor belts, allowing spaces to be kept open.

### AESTHETIC

Invisible system for the sectorisation of fire and smoke. Creation of sectors, after the activation of the system by the fire protection unit.

Finished in choice of RAL colours.

## Functions and uses

Their purpose is to prevent flames from moving from the affected sector to the adjoining sector in the case of fire, thereby preventing the spread of the fire.

### SAFETY AND GUARANTEE

Control of production in factory. Autonomous system with remote management and control of fires (depending on model). System for controlling lowering and FAIL SAFE controlled emergency drop integrated in motor. Speed of lowering in accordance with **ASB1 – ASB3**.

### RESISTANCE AND DURABILITY

High temperature resistance (1000°C) under regulation EN 1634-1. Over 1,000 operation cycles. Non-penetrable by smoke with pressure of 25 Pa (0.00 m³/h).

### FUNCTIONAL

Easy installation and maintenance.

Pre-assembled systems.

Control of system status, management of maintenance and system lifespan. UPS uninterruptible power supply with autonomy of up to 6 hours. Control of position and status of the barriers.

## Standards

### EN 1634-1

Fire doors and barriers:

| Defines the fire testing procedure of the systems.

### EN 13501-2

Classification based on the behaviour of construction products and building elements against fire.

Part 2: Classification based on data obtained from fire resistance tests excluding ventilation installations.

| Classification of systems based on their behaviour against fire.

### EN 15269-11

Extension of fire resistance results for fire curtains.

| Sets out the extrapolation of fire curtains of dimensions greater than those tested.

### TECHNICAL EVALUATION REPORT ON SUITABILITY

| Specifies the final characteristics of the system in a single document setting out the different tests carried out, installation placements, maximum dimensions and the USE of the system.



## TYPES

### TECNITEX MFB E-120

Integrity

### TECNITEX MFB EI-180

Integrity + Thermal isolation

### TECNITEX MFB EW-60/90

Integrity + Low emission of thermal radiation

### TECNITEX MFB EW-120

Integrity + Low emission of thermal radiation

### TECNITEX MFBH E-120

Integrity

### TECNITEX MFB BLIND E-120

Integrity

# Parts



- 1** Housing, depending on model, made from galvanised sheet metal.
- 2** Removable supports for forming the box and holding the roller (depending on model). Front and lower openings made with rounded edges without sharp edges or corners.
- 3** Roller with ogive for rolling the textile.
- 4** SMK motor depending on model with "TGFS" (Total Gravity Controlled Fail Safe Solution) technology.
- 5** Lateral guides with fabric holding system on the whole vertical side.

- 6** Textile holding system on the whole vertical side of the curtain for proper isolation of fire and smoke.
- 7** Technical fibreglass textile with different finishes depending on model and classification of the system.
- 8** Counterweight in various finishes and sizes for proper adaptation to the box or suspended ceilings.

# Applications

Thanks to their versatility, these are ideal solutions for the sectorisation of fires in public spaces such as shopping centres, hospitals, events spaces, sports halls, hotels, etc., or in industrial spaces such as factories, distribution and logistics warehouses, silos, etc.



FIRE CURTAIN SYSTEM

# MFB E-120



## Description

**TECNITEX MFB E-120** is a fire curtain with a sectorised function which guarantees its integrity against direct flames or a temperature of over 1000°C for 120 minutes.



### PROTECTIVE PURPOSE

- ♦ Preventing the propagation of flames to the neighbouring sector.
- ♦ Fire resistance for 120 minutes at over 1000°C (Integrity).
- ♦ Large dimensions of up to 12000 x 8000mm (Width/Height).

### CHARACTERISTICS

The system is made up of technical textile reference **TECTEX 710-PU/IN-2**, made from class E fiberglass reinforced with steel Inconel, covered with a flame retardant polyurethane compound on both sides.

## Technical diagram

The **TECNITEX MFB E-120** fire curtain is installed with the intent of integrity, where in the case of a fire advancing, the elements of the adjoining sector may be affected by the emission of thermal radiation. These systems are especially suitable for outdoor areas, or areas where there are no flammable elements near the unexposed face.



BOX	MAXIMUM DIMENSIONS (A) mm		BOX DIMENSIONS (E/F) mm
SERIES-S22	Up to 5500 wide (depending on height)		220x220
SERIES-S22	Up to 8000 high for max. width of 3500		220x220
BOX	MAXIMUM DIMENSIONS		BOX DIMENSIONS (E/F) mm
	WIDTH (A) mm	HEIGHT (B) mm	
SERIES-R22	12000	6500	220x220
SERIES-R24	12000	8000	240x260
GUIDES	MAXIMUM DIMENSIONS		GUIDE DIMENSIONS (H/G) mm
	WIDTH (A) mm	HEIGHT (B) mm	
SG-120	12000	Up to 4500	70x120
SG-130	12000	> 4500	70x130

FIRE CURTAIN SYSTEM

# MFBI EI-180



## Description

**TECNITEX MFBI EI-180** is an irrigated fire curtain for control and sectorisation in case of fire. It is an automated system which has been designed to guarantee integrity, thermal insulation and non-penetration of smoke for over 180 minutes at temperatures of 1000°C.



### PROTECTIVE PURPOSE

- ♦ Temperature of non-exposed side under 140°C (Isolation).
- ♦ 180 minute fire resistance at over 1000°C (Integrity).
- ♦ Large dimensions of up to 22000 x 17000mm (Width/Height).

### CHARACTERISTICS

The system is made up of technical textile reference **TECTEX 710- PU/IN/2**, made from class E fibreglass reinforced with steel Inconel, covered with a flame retardant polyurethane compound on both sides.

Irrigation system through open nozzles, activation by electrovalve, or closed sprinklers, activation by thermal fuse.

## Technical diagram

The **TECNITEX MFBI EI-180** fire curtains are installed for the purpose of integrity and thermal isolation, being an effective solution for compartmentalisation between fire sectors. Their versatility, lightness and aesthetics make this system an ideal solution, guaranteeing EI classifications of up to 180 minutes.

BOX		MAXIMUM DIMENSIONS (A) mm		BOX DIMENSIONS (E/F) mm	
SERIES-S22		Up to 5500 wide (depending on height)		220x220	
SERIES-S22		Up to 8000 high for max. width of 3500		220x220	
BOX		MAXIMUM DIMENSIONS		BOX DIMENSIONS (E/F) mm	
		WIDTH (A) mm	HEIGHT (B) mm		
SERIES-R22		12000	6500	220x220	
SERIES-R24		12000	8000	240x260	
GUIDES		MAXIMUM DIMENSIONS		GUIDE DIMENSIONS (H/G) mm	
		WIDTH (A) mm	HEIGHT (B) mm		
SG-120		12000	Up to 4500	70x120	
SG-130		12000	> 4500	70x130	

FIRE CURTAIN SYSTEM

MFB EW-60/90



Description

TECNITEX MFB EW-60/90 is a fire curtain with low thermal emissivity which, in case of fire, prevents the spread of flames, in addition to ignition of elements located at a safe distance by radiation.



PROTECTIVE PURPOSE

- ◆ 120 minute fire resistance at over 1000°C (Integrity).
- ◆ Low emission of radiation for 60 minutes at 1000°C ≤15Kw/m2.
- ◆ Large dimensions of up to 12000 x 8000mm (Width/Height).

CHARACTERISTICS

The system is made up of technical textile reference **TECTEX 1120-IT/IN/L2**, made from class E fibreglass reinforced with steel Inconel, covered with aluminium foil on both sides, acting as an element to limit thermal radiation.

Technical diagram

The **MFB EW-90** fire curtain is installed with the purpose of integrity and reduced radiation. This system may replace systems with thermal isolation provided that a perimeter area is respected with regard to flammable elements or exhaust channels, without the need for irrigation systems.



BOX	MAXIMUM DIMENSIONS		BOX DIMENSIONS (E/F) mm
	WIDTH (A) mm	HEIGHT (B) mm	
SERIES-S22	4500	3500	220x220
SERIES-S24	4500	7000	240x260

BOX	MAXIMUM DIMENSIONS		BOX DIMENSIONS (E/F) mm
	WIDTH (A) mm	HEIGHT (B) mm	
SERIES-R22	12000	3500	220x220
SERIES-R24	12000	6500	240x260
SERIES-R26	12000	8000	260x300

GUIDES	MAXIMUM DIMENSIONS		GUIDE DIMENSIONS (H/G) mm
	WIDTH (A) mm	HEIGHT (B) mm	
SG-120	12000	Up to 4500	70x120
SG-130	12000	> 4500	70x130

FIRE CURTAIN SYSTEM

# MFB EW-120



## Description

TECNITEX MFB EW-120 is a fire curtain with low thermal emissivity which, in case of fire, prevents the spread of flames, in addition to ignition of elements located at a safe distance by radiation.



### PROTECTIVE PURPOSE

- ◆ 120 minute fire resistance at over 1000oC (Integrity).
- ◆ Low emission of radiation for 120 minutes at 1000oC ≤15Kw/m2.
- ◆ Large dimensions.

### CHARACTERISTICS

The system is made up of technical textile reference **TECTEX 1120-IT/IN/L2**, made from class E fibreglass reinforced with steel Inconel, covered with aluminium foil on both sides, acting as an element to limit thermal radiation.

## Technical diagram

The **MFB EW-120** fire curtain is installed with the purpose of integrity and reduced radiation. This system may replace systems with thermal isolation provided that a perimeter area is respected with regard to flammable elements or exhaust channels, without the need for irrigation systems.



BOX	MAXIMUM DIMENSIONS		BOX DIMENSIONS (E/F) mm
	WIDTH (A) mm	HEIGHT (B) mm	
SERIES-S22	4500	3500	240x260
SERIES-S24	4500	6500	260x300
BOX	MAXIMUM DIMENSIONS		BOX DIMENSIONS (E/F) mm
	WIDTH (A) mm	HEIGHT (B) mm	
SERIES-R22	12000	3500	240x260
SERIES-R24	12000	6500	260x300
GUIDES	MAXIMUM DIMENSIONS		GUIDE DIMENSIONS (H/G) mm
	WIDTH (A) mm	HEIGHT (B) mm	
SG-120	12000	Hasta 4500	70x120
SG-130	12000	> 4500	70x130

*\*Ask for other dimensions*

## FIRE CURTAIN SYSTEM

# MFBH E-120



## Description

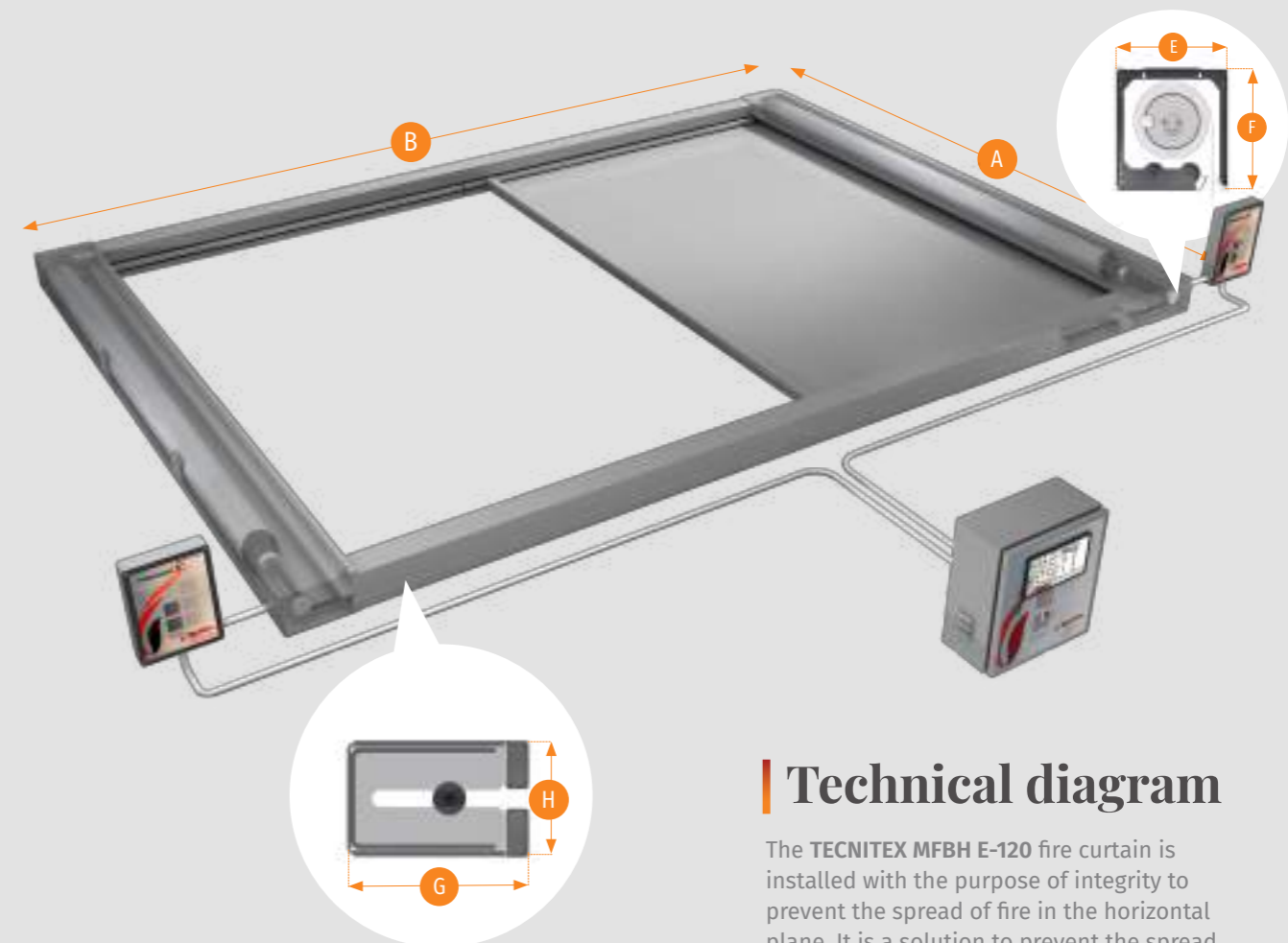
TECNITEX MFBH E-120 is a horizontal fire curtain with a sectorized function which guarantees its integrity against direct flames or a temperature of over 1000°C for 120 minutes, preventing spread to higher levels.

### PROTECTIVE PURPOSE

- ♦ Preventing the propagation of flames to the higher levels.
- ♦ Fire resistance 120 min at more than 1000°C (Integrity).
- ♦ Large dimensions.

### CHARACTERISTICS

The system is made up of technical textile reference **TECTEX 710-PU/IN/2**, made from class E fibreglass reinforced with steel Inconel, covered with a flame retardant polyurethane compound on both sides.



## Technical diagram

The TECNITEX MFBH E-120 fire curtain is installed with the purpose of integrity to prevent the spread of fire in the horizontal plane. It is a solution to prevent the spread of fire between floors of buildings.

BOX	MAXIMUM DIMENSIONES (A) mm	BOX DIMENSIONS (E/F) mm
SERIE-SH	To determinate	280x170
GUIDES	MAXIMUM DIMENSIONES (A) mm	GUIDE DIMENSIONS (H/G) mm
SG-120	To determinate	70x120

## FIRE CURTAIN SYSTEM

# MFB BLIND E-120



## Description

The **MFB-BLIND E-120** fire curtain model is an invisible compartmentalising system that allows the isolation of a specific section of any given environment. Thanks to its configuration, it is possible to create completely open spaces since no side guides are required. Its purpose is to prevent the passage of flames from the affected area to the adjacent area in the event of a fire, thus preventing the fire from spreading.

It is a concealed system that remains retracted in its head box until activated, which is done by generating an automatic and controlled deployment.

Fire curtains represent a light, aesthetic and innovative solution for the design of open spaces that are free of obstacles, without losing the requirements of compartmentalisation between fire sections.



## PROTECTION OBJECTIVE

- ♦ Fire resistance 120 min 1000°C (Integrity).
- ♦ No thermal insulation.
- ♦ No low radiation emission property.

## CHARACTERISTICS

The intended use of the system is to remain continuously open, and close only in the event of a fire when an activation signal is received from the control panel or any fire detection element within the building. The **MFB BLIND E-120** fire protection curtains are installed for the maintenance of integrity only, therefore it must be taken into account that in the event of an advanced fire, due to the emission of heat radiation, the elements in the adjacent sector could be affected.

The systems are not intended to be reused or reopened for evacuation purposes or for access by fire-fighting personnel.

## Technical diagram

The intended use of the system is to remain continuously open, and close only in the event of a fire when an activation signal is received from the control panel or any fire detection element within the building.

The **MFB BLIND E-120** fire protection curtains are installed for the maintenance of integrity only, therefore it must be taken into account that in the event of an advanced fire, due to the emission of heat radiation, the elements in the adjacent sector could be affected.

The systems are not intended to be reused or reopened for evacuation purposes or for access by fire-fighting personnel.

## DESCRIPTION

# Smoke Control Curtains

Smoke control curtains are fixed or mobile textile screens designed to channel, contain and/or prevent the spread of gases generated in case of fire.

## Advantages

Our product range offers an invisible, innovative and functional solution, achieving resistance and adequate classifications for the containment and control of smoke in case of fire. These systems are compact and light, not overloading ceilings or lintels, etc.

### ARCHITECTURAL

Light and compact system, allowing the creation of deposits or channels for smoke exhaust without static elements impeding the spacious appearance of the space. System adaptable to star-shaped, circular, angular configurations, etc.

### AESTHETIC

System which can be integrated in suspended ceilings or other structural elements, in its mobile version, which will remain hidden until being activated by the fire protection unit.

Finished in choice of RAL colours.

### RESISTANCE AND DURABILITY

High smoke resistance and opacity DH-60 (1000°C 60 minutes) and DA-150 (600°C 150 minutes) under regulation EN 12101-1. Over 1,000 operation cycles guaranteed. Non-penetrable by smoke with pressure of 25 Pa (0.00 m³/h). Textile packaged under regulation UNE EN 13501-1 classification A2 s1 d0.

### SAFETY AND GUARANTEE

Control of production in factory. CE compliance certification. Autonomous system with remote management and control of fires (depending on model). System for controlling lowering and FAIL SAFE controlled emergency drop integrated in motor. Speed of lowering in accordance with **ASB1 – ASB3**.

### FUNCTIONAL

Easy installation and maintenance.

Pre-assembled systems.

Control of system status, management of maintenance and system lifespan. UPS uninterruptible power supply with autonomy of up to 6 hours. Control of position and status of the barriers.

## Functions and uses

Its main function is to contain gases in designated smoke deposit areas, or to displace it to specific exhaust areas through temperature control and smoke exhaust systems (TCSES).

*“The main cause of fatalities in a fire is smoke; an appropriate TCSES design must be conceived, allowing proper evacuation from the building”.*

## Standards

### EN 12101-1:2007

Systems for control of smoke and heat.

| Specifications for smoke control barriers.

### EN 1634-3:2001

Fire resistance tests of doors and enclosure elements.

| Doors and barriers for smoke control.

### EN 13501-1:2007+A1:2010

Classification based on the behaviour of construction products and building elements against fire.

| Classification based on data obtained in fire reaction tests.

## TYPES .....

### TECNITEX SSB DH-60/DA-150


Fixed Curtain.

### TECNITEX MSB DH-60/DA-150

Mobile Curtain.

### TECNITEX MSBEX DH-60/DA-150

Passable Mobile Curtain for evacuation.



CE

*“Our systems guarantee fire resistance  
for 60 minutes at 1100°C or 150 minutes  
at 600°C”*

# Parts



- |   |   |
|---|---|
| <p><b>1</b> Housing, depending on model, made from galvanised sheet metal.</p> <p><b>2</b> Removable supports for forming the box and holding the roller (depending on model). Front and lower openings made with rounded edges without sharp edges or corners.</p> <p><b>3</b> Roller with ogive for rolling the textile.</p> <p><b>4</b> SMK motor depending on model with "TGFS" (Total Gravity Controlled Fail Safe Solution) technology.</p> | <p><b>5</b> Lateral guides with fabric holding system on the whole vertical side.</p> <p><b>6</b> Textile holding system on the whole vertical side of the curtain for proper isolation of fire and smoke. (optional)</p> <p><b>7</b> Technical fibreglass textile with different finishes depending on model and classification of the system.</p> <p><b>8</b> Counterweight in various finishes and sizes for proper adaptation to the box or suspended ceilings.</p> |
|---|---|

# Applications

Thanks to their versatility, they are ideal solutions for the compartmentalisation and channelling of smoke in public spaces such as shopping centres, hospitals, events spaces, sports halls, hotels, etc. or in industrial spaces such as factories, distribution and logistics warehouses, silos, etc.

Depending on their application, the systems may be fully integrated in the architectural space (**MSB mobile curtains**) their lowering being activated upon receiving an activation signal from the fire unit or other **STECH** element, or remain permanently in their fire position (**SSB fixed curtains**) in cases in which the position of the barrier does not interfere with the activity of the building.



FIXED CURTAIN FOR SMOKE CONTROL

# SSB DH-60/DA-150



## Description

Tecnitex SSB DH-60/DA-150 is a static textile system designed to create deposits or channels for the accumulation or guiding of smoke to areas where it may be evacuated in case of fire.



## PROTECTIVE PURPOSE

- ◆ Protection and non-penetration of smoke for 60 minutes at 1000°C (DH-60).
- ◆ Protection and non-penetration of smoke for 150 minutes at 600°C (DA-150).
- ◆ Lightness (450g/m2).
- ◆ Different colours and finishes.

## CHARACTERISTICS

The system is made up of technical textile reference **TECTEX 450/PU/2**, made from class E fibreglass, covered with flame retardant polyurethane on both sides, the covering providing high non-penetration of smoke, not exceeding a 25m3/h-m2 leak rate.

## COMPONENTS OF THE SYSTEM


1. Profile made from galvanised sheet metal with minimum thickness of 1.2mm.
2. Technical textile TECTEX 450-PU/2 in different finishes.
3. Counterweight or retaining element:
  - a) Tension cable.
  - b) Metallic screen or profile, maximum weight 5Kg/mL.

## Technical diagram

The **TECNITEX SSB DH-60/DA-150** system is specially designed to be installed in large warehouses or logistics centres.

It is a light, effective, economical system for areas where the fixed position of the barrier does not interfere with the operation or activities of the premises in its location.

*\*Note: We have a wide range of profile trims and finishes for fitting against ceilings.*



SIMPLE AUTOMATED CURTAIN FOR SMOKE CONTROL

# MSB DH-60/DA-150



## Description

Tecnitex MSB DH-60/DA-150 is an automated mobile curtain made with a continuous form on a single roller designed for the control and channelling of smoke in case of fire. It is an invisible element whose purpose is to create deposits or channels intended for the accumulation or guiding of smoke to areas where it can be evacuated.



## PROTECTIVE PURPOSE

- ◆ Protection and non-penetration of smoke for 60 minutes at 1000 °C (DH-60).
- ◆ Protection and non-penetration of smoke for 150 minutes at 600 °C (DA-150).
- ◆ System on a single roller without overlaps.
- ◆ Adaptable to multiple installation configurations.

## CHARACTERISTICS

Made up of technical textile reference **450/PU/2** of fibreglass covered on both sides with polyurethane, a flame retardant material which facilitates the manipulation of the textile while providing greater rigidity, non-penetration of smoke, and preventing it from fraying. This material is also water repellent and has great resistance to cutting and acids.

## Technical diagram

The **TECNITEX MSB DH-60/DA-150** smoke control curtains are installed in order to completely close the smoke deposit, lowering to floor level with **ASB-3 & ASB-4** systems, or leaving a free space of 2.5m from ground level to the counterweight bar of the system in its unfolded position with **ASB-1 & ASB-2** systems.

*\*Note: We have a wide range of profile trims and finishes for fitting against ceilings.*



BOX		MAXIMUM DIMENSIONS (A) mm		BOX DIMENSIONS (E/F) mm
SERIES-S22		Up to 5500 wide (depending on height)		220x220
SERIES-S22		Up to 8000 high for a max. width of 3500		220x220
BOX	MAXIMUM DIMENSIONS		BOX DIMENSIONS (E/F) mm	
	WIDTH (A) mm	HEIGHT (B) mm		
SERIES-R22	12000	6500	220x220	
SERIES-R24	12000	8000	240x260	
GUIDES	MAXIMUM DIMENSIONS		GUIDE DIMENSIONS (H/G) mm	
	WIDTH (A) mm	HEIGHT (B) mm		
SG-120	12000	Up to 4500	70x120	
SG-130	12000	> 4500	70x130	

*\*Note: Only in the case of planning for a movement or deflection allowing the emission of smoke into the adjoining deposit will lateral guides or deflectors be installed.*

AUTOMATED DOUBLE CURTAIN FOR SMOKE CONTROL

# MSB DH-60/DA-150



## Description

Tecnitex MSB DH-60/DA-150 is an automated modular mobile curtain designed for the control and channelling of smoke in case of fire. It is an invisible element whose purpose is to create deposits or channels intended for the accumulation or guiding of smoke to areas where it can be evacuated.




## PROTECTIVE PURPOSE

- ◆ Protection and non-penetration of smoke for 60 minutes at 1000°C (DH-60).
- ◆ Protection and non-penetration of smoke for 150 minutes at 600°C (DA-150).
- ◆ Extensive possibilities for dimensions.
- ◆ Adaptable to multiple installation configurations.

## CHARACTERISTICS

Made up of technical textile reference **450/PU/2** of fibreglass covered on both sides with polyurethane, a flame retardant material which facilitates the manipulation of the textile while providing greater rigidity, non-penetration of smoke, and preventing it from fraying. This material is also water repellent and has great resistance to cutting and acids.

## \* BOX OPTIONS



## Technical diagram

The TECNITEX MSB DH-60/DA-150 smoke control curtains are installed in order to fully close off the smoke deposit, fully lowering to the floor with **ASB-3 & ASB-4** systems, or leaving a free space of 2.5m from floor level to the counterweight bar of the system in its unfolded position with **ASB-1 & ASB-2** systems.

*\* Note: We have a wide range of profile trims and finishes for fitting against ceilings.*



BOX	MAXIMUM DIMENSIONS		BOX DIMENSIONS (E/F) mm
	WIDTH (A) mm	HEIGHT (B) mm	
SERIES-H	N/A	Up to 6000	250x170
SERIES-Hxl	N/A	≥ 6000	300x220
BOX	MAXIMUM DIMENSIONS		BOX DIMENSIONS (E/F) mm
	WIDTH (A) mm	HEIGHT (B) mm	
SERIES-V	N/A	Up to 6000	170x280
SERIES-Vxl	N/A	≥ 6000	220x380
BOX	MAXIMUM DIMENSIONS		BOX DIMENSIONS (E/F) mm
	WIDTH (A) mm	HEIGHT (B) mm	
SERIES-VF	N/A	Up to 6000	170x280
SERIES-VFxl	N/A	≥ 6000	220x380
GUIDES	MAXIMUM DIMENSIONS		GUIDE DIMENSIONS (H/G) mm
	WIDTH (A) mm	HEIGHT (B) mm	
SG-120	12000	Up to 4500	70x120
SG-130	12000	> 4500	70x130

*\*Note: Only in the case of planning for a movement or deflection allowing the emission of smoke into the adjoining deposit will lateral guides or deflectors be installed.*

TRANSITABLE MOBILE CURTAIN FOR EVACUATION

# MSBEX DH-60/DA-150



## Description

Tecnitex **MSBEX DH-60/DA-150** is an automated mobile curtain designed for the control and channelling of smoke in case of fire in transitable or evacuation passages. It is an invisible element whose purpose is to create deposits or channels intended for the accumulation or guiding of smoke to areas where it can be evacuated. Its passable design allows the evacuation of people or the movement of elements through the system in the fire position.



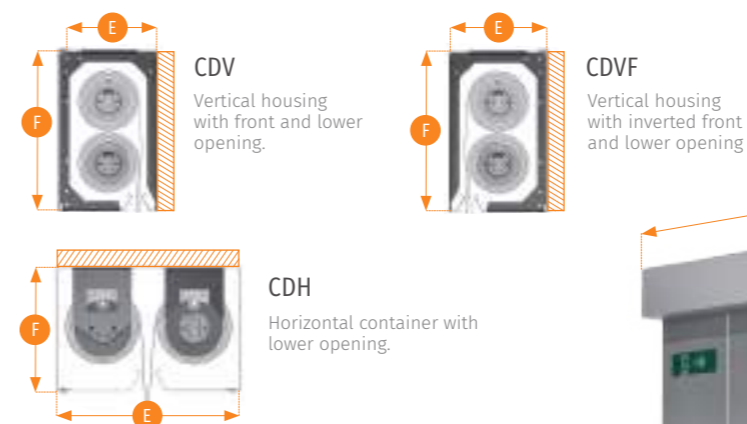
## PROTECTIVE PURPOSE

- ◆ Protection and non-penetration of smoke for 60 minutes at 1000°C (DH-60).
- ◆ Protection and non-penetration of smoke for 150 minutes at 600°C (DA-150).
- ◆ Extensive possibilities for dimensions.
- ◆ Adaptable to multiple installation configurations. Passable divisions intended for the evacuation of people.

## CHARACTERISTICS

Made up of technical textile reference **450/PU/2** of fibreglass covered on both sides with polyurethane, a flame retardant material which facilitates the manipulation of the textile while providing greater rigidity, non-penetration of smoke, and preventing it from fraying. This material is also water repellent and has great resistance to cutting and acids.

## BOX OPTIONS



## Technical diagram

The **TECNITEX MSBEX DH-60/DA-150** smoke control curtains are installed in order to fully close off the smoke deposit, lowering to floor level with **ASB-3 & ASB-4** systems, their design and configuration in panels allowing the evacuation of people through the system, returning to its functional fire position.



BOX	MAXIMUM DIMENSIONS		BOX DIMENSIONS (E/F) mm
	WIDTH (A) mm	HEIGHT (B) mm	
SERIES-H	N/A	Up to 6000	250x170
SERIES-HxL	N/A	≥ 6000	270x200
BOX	MAXIMUM DIMENSIONS		BOX DIMENSIONS (E/F) mm
	WIDTH (A) mm	HEIGHT (B) mm	
SERIES-V	N/A	Up to 6000	170x280
SERIES-VxL	N/A	≥ 6000	200x360
BOX	MAXIMUM DIMENSIONS		GUIDE DIMENSIONS (E/F) mm
	WIDTH (A) mm	HEIGHT (B) mm	
SERIES-VF	N/A	Up to 6000	170x280
SERIES-VFxL	N/A	≥ 6000	200x360

## DESCRIPTION

# Control Units

Control units are modular, autonomous elements intended for the control and management of Tecnitex mobile curtain systems. They may be connected to fire detection units, smoke and temperature detectors, or other ventilation systems with smoke and heat extraction.

Once the alarm or order has been received, the units will take charge of unfolding the barriers, controlling their position and status at all times; once this alarm or order is restored, the units will automatically reset.



## Advantages

Tecnitex Fire Systems control units are systems adapted to new technologies, which can be integrated in any fire control scenario.



### AUTONOMOUS SYSTEM

Thanks to the UPS backup modules, the control units are systems which will remain active in the case of loss of power.

- ♦ Uninterruptible power supply with autonomy of up to 6 hours.



### CONNECTIVITY

- ♦ Processor adapted to IOT.
- ♦ Connectivity via Wi-Fi, COMMUNICATIONS PROTOCOLS BASED ON INDUSTRY STANDARD RS-485.
- ♦ Databases stored on the cloud.



### CONFIGURABLE CONTROL MODULES

Each fire scenario is different; the control of the systems may be a need or requirement of the ultimate solution. The Tecnitex Control Units open up a wide range of possibilities for control, action and recording of statuses, being an effective engineering solution in the design of fire protection.



### RECORDING OF EVENTS AND MAINTENANCE TASKS

Thanks to the Tecnitex Fire Systems control software, a record of events may be stored during the whole lifespan of the system, programming alerts for undertaking maintenance tasks.

## Functions and uses

Its main purpose is the activation of the Tecnitex mobile curtain systems in the case of fire, controlling the status of the systems in real time, reporting and keeping a record of events or anomalies during the lifespan of the system.

## TYPES .....

### TECNITEX CST-2

Modular control panel for managing several Tecnitex Fire Systems motor systems.

### TECNITEX CCF

Control panel for managing one motor.


### TECNITEX ENT

Centralised control panel for management of CCF and CST-2 systems.



CONTROL MODULE

# TECNITEX CST-2 and CCF



## Description

The **Tecnitex control modules** are programmable units used for the management and operation of the **TECNITEX MFB & MSB** fire protection systems. Their purpose is activation, status control of systems and the real time analysis of the status of motors. Upon receiving an alarm signal, or an anomaly or absence of status signal, an order to roll out the curtains will

be sent immediately, closing off the space to be sectorised or compartmentalised (Positive Security).

These are autonomous systems which guarantee autonomy of up to 6 hours (depending on model) from the main power supply, thanks to their integrated UPS system UPS.

## Characteristics

- UPS
  - STATUS LED AND ALARM SOUND
  - TEST KEY
  - SIGNAL OUTPUTS FOR POTENTIAL FREE CONTACTS
  - TOUCHSCREEN\*
  - RECORD OF EVENTS\*
  - SENDING OF EVENTS IN MAINTENANCE TASKS\*
  - TECNITEX CONNECT APP\*
  - COMMUNICATION VIA MODBUS\*
- (\*) Versions with touchscreen

## Versions

CONTROL PANEL	CONFIGURATION	MOTOR	
		SMK2A	SMK5A
CCF	A	1 (Unit)	1 (Unit)
CST2-5A	A	2 (Units)	-
	B	-	1 (Unit)
CST2-10A	A	6 (Units)	-
	B	-	2 (Units)
	C	2 (Units)	1 (Unit)
CST2-20A	A	12 (Units)	-
	B	-	4 (Units)
	C	2 (Units)	3 (Units)
	D	4 (Units)	2 (Units)
	E	5 (Units)	1 (Unit)

CONTROL MODULE

# TECNITEX ENT



## Description

The **Tecnitex ENT control** unit is a programmable interface used to concentrate all signals, statuses and events generated in the Tecnitex control modules on a single device. The interconnection and communication with Tecnitex modules is carried out by

standard industrial protocols such as MODBUS, PROFIBUS, etc.

The Tecnitex ENT control unit opens up a wide range of local and remote control possibilities if access to the NETWORK is available.

## Characteristics

- UPS
- STATUS LED AND ALARM SOUND
- TEST KEY
- SIGNAL OUTPUTS FOR POTENTIAL FREE CONTACTS OR MODBUS COMMUNICATION PROTOCOL
- TOUCHSCREEN
- RECORD OF EVENTS
- SENDING OF EVENTS
- REMINDERS AND TIME LOGS OF MAINTENANCE TASKS
- TECNITEX CONNECT APP
- COMMUNICATION VIA MODBUS

## Versions

CONTROL PANEL	SIGNALS
BASIC	LED diodes
TOUCH	7" touchscreen
PRO	15" touchscreen

## Clients who trust in us

### ♦ Representative stores:



PRADA

### ♦ Airports:



### ♦ Office buildings:



### ♦ Shopping centres:



### ♦ Others:



MANGO





Polígono Industrial Monte Boyal  
Avda. del Monte Boyal Nº 30, CP.45950  
Casarrubios del Monte, Toledo



Tel. (+34) 916 165 433  
[info@tecnitexfire.com](mailto:info@tecnitexfire.com)  
[www.tecnitexfire.com](http://www.tecnitexfire.com)

