



Control Module TECNITEX CST₂





CONTROL MODULE

TECNITEX CST₂

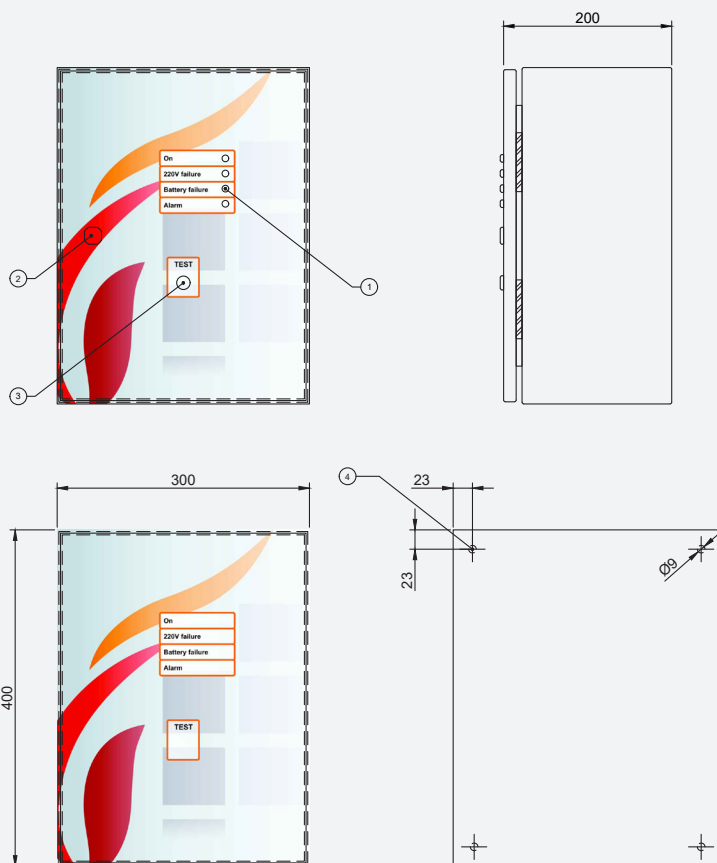
The **CST-2 control panel** is a programmable control unit used for the control and management of Tecnitex MFB & MSB fire protection systems. Its objective is manage the activation and control of the status of the systems, being responsible of the real-time management of the status of the motors. When the control panel CST-2 receives an alarm signal or, failing that, an open contact (positive safety), an order to deploy the barriers is immediately sent, closing the space to sectorize or compartmentalize.

They are autonomous systems that guarantee autonomy of up to 6 hours (depending on the model) with main power supply, thanks to its integrated UPS system










** Note: The backup autonomy capacity has to be calculated based on the number of motors connected to the control panel.*

OBJECTIVE

- ♦ Activation of Tecnitex mobile curtain systems in the event of fire.
- ♦ Control the status of the systems in real time.
- ♦ Report and keep a log of events or anomalies for the life of the system.




FEATURES

-  UPS
-  STATUS LED AND ACOUSTIC SIGNAL
-  TEST KEY
-  FREE CONTACT SIGNAL OUTPUTS OF POTENTIAL
-  TOUCH SCREEN*
-  EVENT LOG*
-  SENDING EVENTS IN MAINTENANCE TASKS*
-  TECNITEX CONNECT APP*
-  COMMUNICATION VIA MODBUS*

(* Versions with touch screen)

Versions

CONTROL PANEL	CONFIGURATION	MOTOR	
		SMK2A	SMK5A
CST2-10A	A	6 (Units)	-
	B	-	2 (Units)
	C	2 (Units)	1 (Units)
CST2-20A	A	12 (Units)	-
	B	-	4 (Units)
	C	2 (Units)	3 (Units)
	D	4 (Units)	2 (Units)
	E	5 (Units)	1 (Units)
CST2-30A	A	20 (Units)	-





Control Module TECNITEX CCF





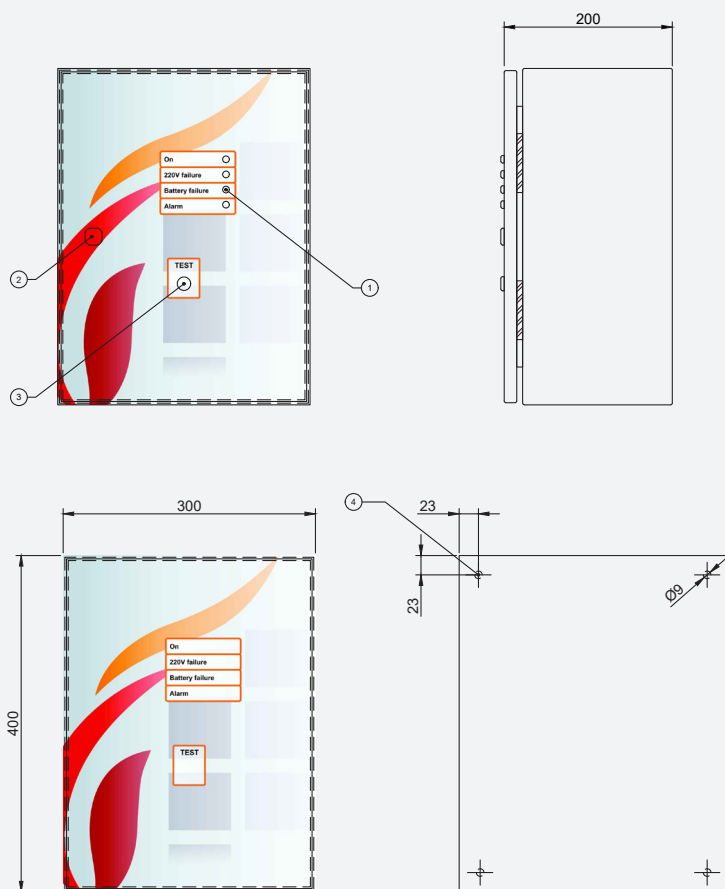
CONTROL MODULE

TECNITEX CCF










The **CCF control panel** is a programmable module for the control of Fire Barriers Tecnitex MFB model. It takes care of the activation, maintenance and control of the system status in addition to the real-time management of the motors. Upon receiving an alarm signal from the CDI or, failing that, a contact signal open, the control panel takes care of the automatic unfolding at speed controlled barriers closing the space to be divided. They are systems that guarantee a autonomy of up to 2 hours in case of loss of main power thanks to its UPS.

OBJECTIVE

- ◆ Activation of Tecnitex mobile curtain systems in the event of fire.
- ◆ Control the status of the systems in real time.
- ◆ Report and keep a log of events or anomalies for the life of the system.



FEATURES

-  UPS
-  STATUS LED AND ACOUSTIC SIGNAL
-  TEST KEY
-  FREE CONTACT SIGNAL OUTPUTS OF POTENTIAL
-  TOUCH SCREEN*
-  EVENT LOG*
-  SENDING EVENTS IN MAINTENANCE TASKS*
-  TECNITEX CONNECT APP*
-  COMMUNICATION VIA MODBUS*

(*) Versions with touch screen

Versions

CONTROL PANEL	CONFIGURATION	MOTOR	
		SMK2A	SMK5A
CCF	A	1 (Units)	1 (Units)

